

4.3 Log Set Installation

The Osseo E-Series has an optional traditional log or birch log set.

4.3.1 Osseo e29 & e34 Birch Log Set

- The images below show the suggested log configuration for optional birch log set
- Figure 4.2 shows the (4) charred logs installed. These are positioned in front of the pulsating ember bed LEDs. The two bark and char logs are on both sides of the fireplace.
- Figure 4.3 shows the remaining logs installed. The two larger logs go on the side and two smaller birch logs in the center.




Figure 4.2 - Base logs.

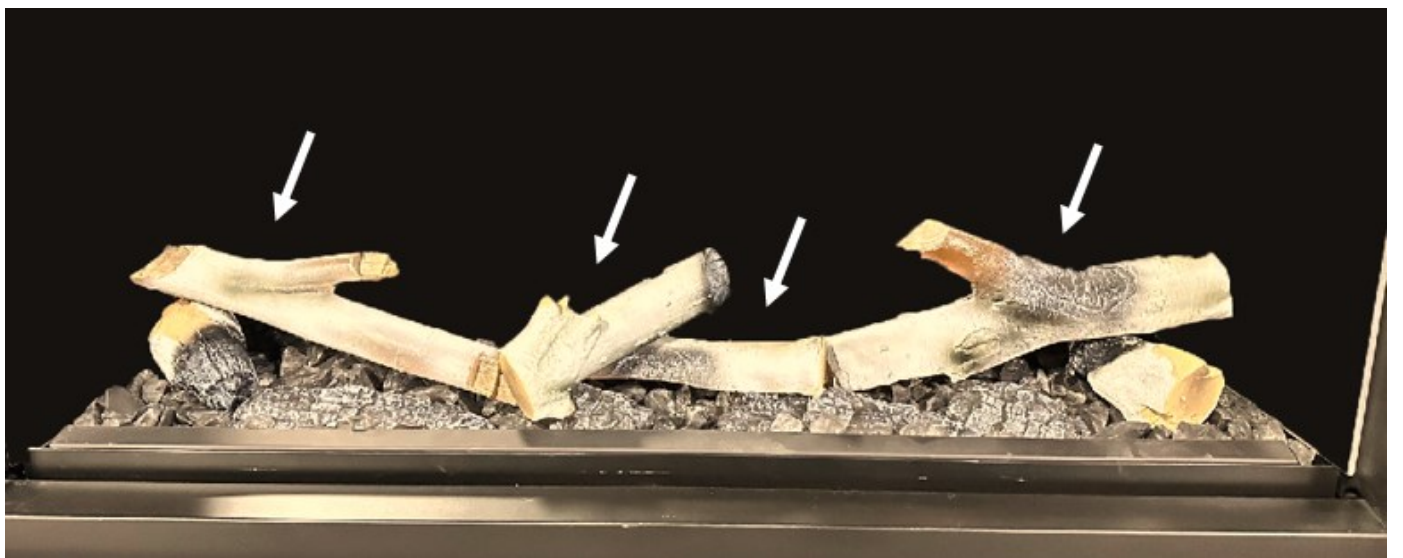


Figure 4.3 - Completed log set.

4.3.2 Osseo e29 & e34 Traditional Log Set

- The images below show the suggested log configuration for optional traditional log set.
- Figure 4.4 shows the (4) charred logs installed. These are positioned in front of the pulsating ember bed LEDs. The two bark and char logs are on both sides of the fireplace.
- Figure 4.5 shows the remaining logs installed. The two large side logs are semi-transparent so the flames glow through.




Figure 4.4 - Base logs.




Figure 4.5 - Completed log set.